
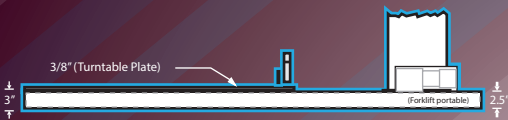
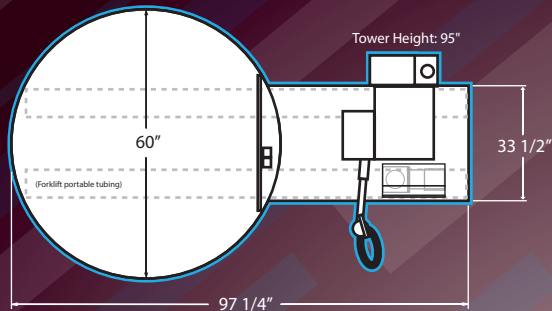


# FPS 300PA

PORTABLE AUTOMATIC-LOW PROFILE



Packaging Systems Inc.



POWER DE-ENERGIZED WHEN CARRIAGE DOOR OPEN



7" FULL COLOR TOUCH SCREEN

## SPECIFICATIONS:

**CONTROLS**  
**PRODUCTION SPEED**  
**LOAD SIZE**  
**WEIGHT CAPACITY**  
**STRUCTURAL**  
**TURNTABLE DRIVE**  
  
**TURNTABLE SPEED**  
**CARRIAGE DRIVE**  
  
**FILM DELIVERY**  
  
**FILM ROLL**  
**POWER REQ.**

- FULL COLOR 7" PLC TOUCH SCREEN CONTROLS
- 1-40 LPH\*
- 55"L x 55"W x 90"H (80" Diagonal)
- 5000LBS
- WELDED STEEL CONSTRUCTION
- 3/4HP AC MOTOR & DELTA 1HP VFD DRIVE
- #50 ANSI CHAIN, 20:1 GEARBOX
- 36 TABLE SUPPORT WHEELS
- 0-15RPM
- 3/4HP AC MOTOR & DELTA 1HP VFD DRIVE
- #50 ANSI CHAIN, 60:1 GEARBOX
- HURRICANE THREAD® PRESTRETCH CARRIAGE
- 200% FACTORY SET PRESTRETCH
- 50-250% STRETCH AVAILABLE ON REQUEST
- 20" MACHINE FILM, 3" CORE
- 115VAC, 15A, 60Hz- PLUG AND PLAY

### SAFETY

- SAFEGUARD FULLY GUARDED TOWER & MOVING PARTS
- NO PINCH: CARRIAGE DE-ENERGIZED WHEN DOOR OPEN
- EMERGENCY STOP BUTTON
- STANDARD WRAP CYCLE
- STANDARD W/TOP COVER PAUSE
- BOTTOM WRAPS FIRST
- WRAP UPWARDS ONLY
- HEIGHT/BASE EXTENSION
- LOADING RAMP
- COMBINATION RAMP (For powered hand trucks)
- INTEGRATED SCALE PACKAGE
- SAFETY FENCING
- SAFETY LIGHT CURTAINS

### ONBOARD PROGRAMS

### OPTIONS

\*SUGGESTED LOADS PER HOUR- May vary depending on load sizes, loading/unloading speeds and number of wraps or wrapping pauses on load.